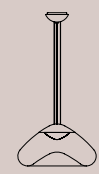


NOVELTIES 26 NORTH AMERICA

MASIERO

Collections



Antesia
64



Na-ar
46



Serica
26



Serica Dot
6

Collections

ANTESIA
NA-AR
SERICA
SERICA DOT

Serica Dot

IT Serica Dot traduce l'iconico motivo delle Nappe in un linguaggio essenziale e architettonico. Nasce come un racconto di luce fatto di leggerezza e precisione, in cui il segno si riduce all'essenziale per esprimere tutta la sua forza poetica. Piccoli punti luminosi si dispongono nello spazio con ritmo e misura, creando composizioni che evocano costellazioni intime e silenziose.

EN Serica Dot translates the iconic tassel motif into an essential and architectural language. It is conceived as a story of light made of lightness and precision, where the sign is reduced to its essence to express its full poetic strength. Small points of light are arranged in space with rhythm and measure, creating compositions that evoke intimate and silent constellations.

DESIGN BY
MARCO ZITO
SUSPENSION













Serica Dot

Struttura in metallo verniciato opaco con dettagli in galvanica spazzolata o totalmente galvanizzata. Illuminazione Led integrato.

Matt-painted metal structure with brushed galvanic details or fully galvanized. Integrated LED lighting.

Struktur aus mattem Lackmetall mit Details in gebürsteter Galvanik oder vollständig galvanisierter Ausführung. Integrierte LED-Beleuchtung.

Estructura de metal pintado en mate con detalles en galvanizado cepillado o totalmente galvanizado. Iluminación LED integrada.

Structure en métal laqué mat avec détails en galvanique brossée ou entièrement galvanisée. Éclairage LED intégré.

Металлический каркас с матовым покрытием и деталями из брашированной гальваники или полностью гальванизированный. Встроенная светодиодная подсветка.

哑光喷涂金属结构, 可选择搭配拉丝电镀细节, 也可选择整体全电镀工艺. 所有型号均内置 LED 光源

هيكل معدني مطلي بطلاء غير لامع مع تفاصيل مصقولة أو مجلفنة بالكامل. إضاءة LED مدمجة

SERICA DOT S1 A		CE	RoHS
Ø	2,5 cm / 1.00"		
H	15,2 cm / 6.00"		
STANDARD INTEGRATED LED LIGHTING			
4 W CRI>90 3000 K - 410 NOMINAL LM			
ON REQUEST			
4 W CRI>90 2700 K - 380 NOMINAL LM			
DIMMABLE			
TRIAC			



SERICA DOT S1 B		CE	RoHS
Ø	4,8 cm / 1.90"		
H	15,5 cm / 6.10"		
STANDARD INTEGRATED LED LIGHTING			
4 W CRI>90 3000 K - 410 NOMINAL LM			
ON REQUEST			
4 W CRI>90 2700 K - 380 NOMINAL LM			
DIMMABLE			
TRIAC			



SERICA DOT S1 C		CE	RoHS
Ø	4,8 cm / 1.90"		
H	17,5 cm / 6.90"		
STANDARD INTEGRATED LED LIGHTING			
4 W CRI>90 3000 K - 410 NOMINAL LM			
ON REQUEST			
4 W CRI>90 2700 K - 380 NOMINAL LM			
DIMMABLE			
TRIAC			



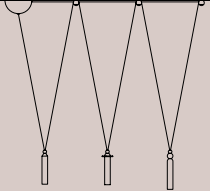
SERICA DOT S1 E		CE	RoHS
Ø	2,5 cm / 1.00"		
H	17,5 cm / 6.90"		
STANDARD INTEGRATED LED LIGHTING			
4 W CRI>90 3000 K - 410 NOMINAL LM			
ON REQUEST			
4 W CRI>90 2700 K - 380 NOMINAL LM			
DIMMABLE			
TRIAC			



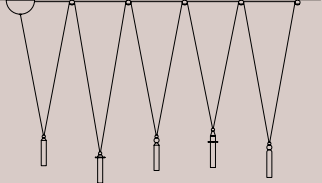
SERICA DOT S1 D		CE	RoHS
Ø	4,8 cm / 1.90"		
H	19,5 cm / 7.70"		
STANDARD INTEGRATED LED LIGHTING			
4 W CRI>90 3000 K - 410 NOMINAL LM			
ON REQUEST			
4 W CRI>90 2700 K - 380 NOMINAL LM			
DIMMABLE			
TRIAC			



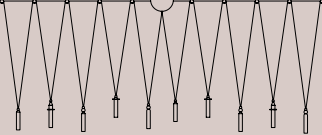
SERICA DOT C3		CE	RoHS
STANDARD INTEGRATED LED LIGHTING			
12 W CRI>90 3000 K - 1230 NOMINAL LM			
ON REQUEST			
12 W CRI>90 2700 K - 1140 NOMINAL LM			
DIMMABLE			
TRIAC			




SERICA DOT C5		CE	RoHS
STANDARD INTEGRATED LED LIGHTING			
20 W CRI>90 3000 K - 2050 NOMINAL LM			
ON REQUEST			
20 W CRI>90 2700 K - 1900 NOMINAL LM			
DIMMABLE			
0-10V			



SERICA DOT C10		CE	RoHS
STANDARD INTEGRATED LED LIGHTING			
40 W CRI>90 3000 K - 4100 NOMINAL LM			
ON REQUEST			
40 W CRI>90 2700 K - 3800 NOMINAL LM			
DIMMABLE			
0-10V			



FRAME FINISHING: MATT PAINTED
METAL DETAILS: GALVANIC BATH



v9T Nero profondo+Champagne spazzolato
g30 Deep black+Brushed champagne

FRAME FINISHINGS | METAL DETAILS
GALVANIC BATH



g30 Champagne spazzolato
Brushed champagne



v9T Nero profondo+Oro bronzato spazzolato
g31 Deep black+Brushed golden bronze



g31 Oro bronzato spazzolato
Brushed golden bronze



v9T Nero profondo+Rame spazzolato
g29 Deep black+Brushed copper



g29 Rame spazzolato
Brushed copper



v9T Nero profondo+Oro spazzolato
g26 Deep black+Brushed pure gold



g26 Oro spazzolato
Brushed pure gold

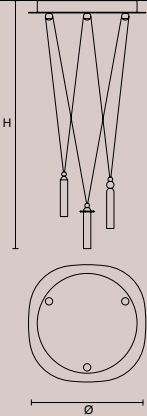


v9T Nero profondo+Nickel scuro spazzolato
g27 Deep black+Brushed dark nickel

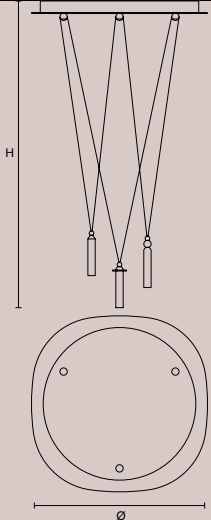


g27 Nickel scuro spazzolato
Brushed dark nickel

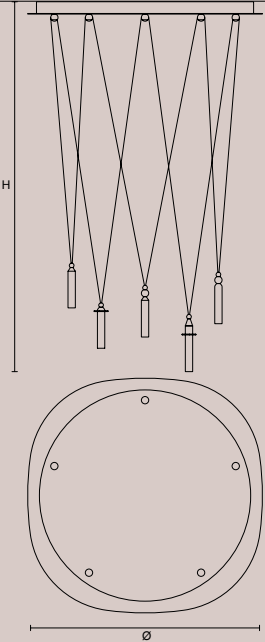
SERICA DOT C3 PB 40		CE	RoHS
Ø	40 cm / 15.70"		
H MAX	300 cm / 68.90"		
STANDARD INTEGRATED LED LIGHTING			
12 W CRI>90 3000 K - 1230 NOMINAL LM			
ON REQUEST			
12 W CRI>90 2700 K - 1140 NOMINAL LM			
DIMMABLE			
TRIAC			



SERICA DOT C3 PB 60		CE	RoHS
Ø	60 cm / 23.60"		
H MAX	300 cm / 68.90"		
STANDARD INTEGRATED LED LIGHTING			
12 W CRI>90 3000 K - 1230 NOMINAL LM			
ON REQUEST			
12 W CRI>90 2700 K - 1140 NOMINAL LM			
DIMMABLE			
TRIAC			



SERICA DOT C5 PB 80		CE	RoHS
Ø	80 cm / 31.50"		
H MAX	300 cm / 68.90"		
STANDARD INTEGRATED LED LIGHTING			
20 W CRI>90 3000 K - 2050 NOMINAL LM			
ON REQUEST			
20 W CRI>90 2700 K - 1900 NOMINAL LM			
DIMMABLE			
0-10V			

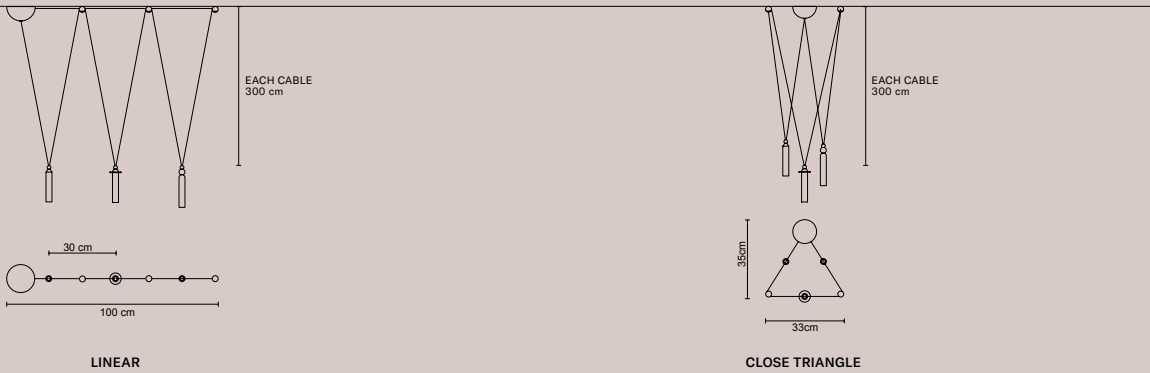


DISCOVER MORE



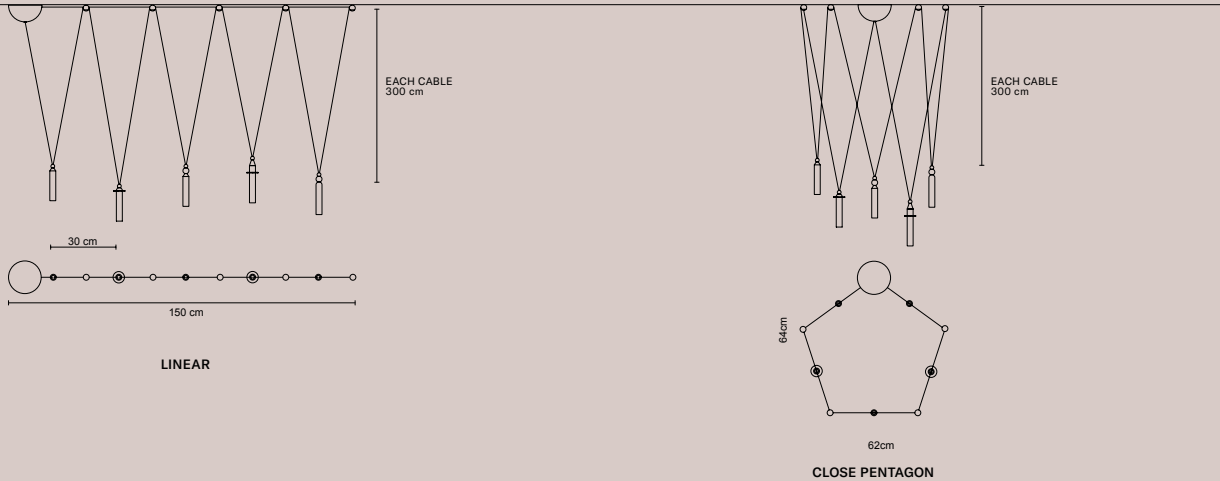
SUGGESTED CONFIGURATION FOR C3 (Composition A+B+C)

CE



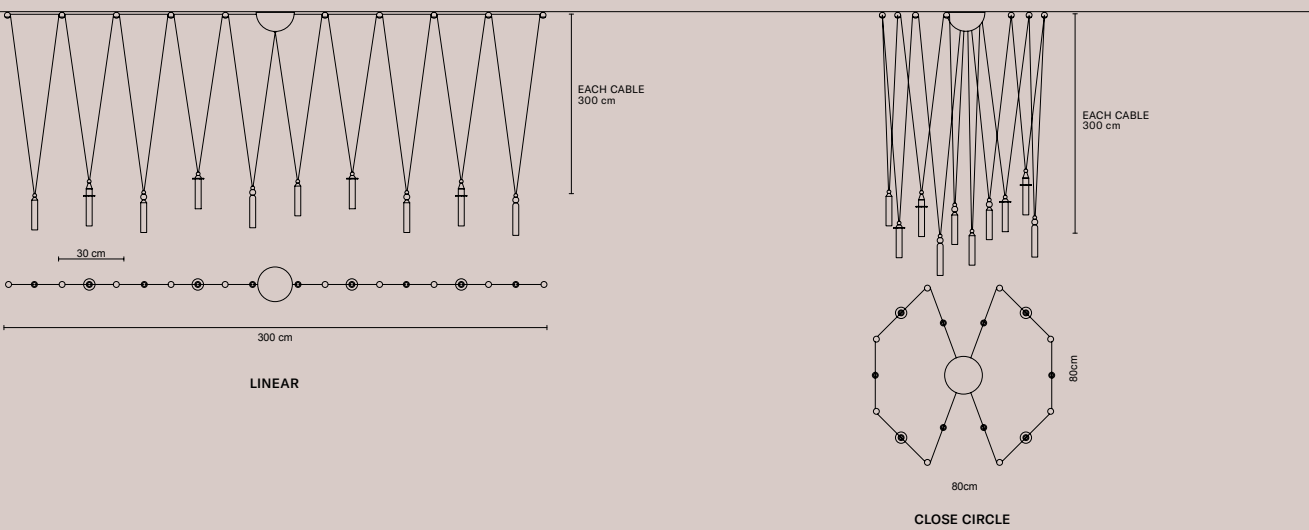
SUGGESTED CONFIGURATION FOR C5 (Composition A+B+C+D+E)

CE



SUGGESTED CONFIGURATION FOR C10 (Composition Ax2 + Bx2 + Cx2 + Dx2 + Ex2)

CE



SINGLE CANOPIES

SINGLE CANOPY		SIZE	FRAME FINISHINGS	CANOPY FINISHINGS	PRODUCT NAME
	Ø	12 cm / 4.70"	● V9T	● V90	SERICA DOT S1 A - B - C - D - E
	H	12 cm / 4.70"	● G30	● V90	
			● G31	● V90	
			● G29	● V90	
			● G26	● V90	
			● G27	● V90	

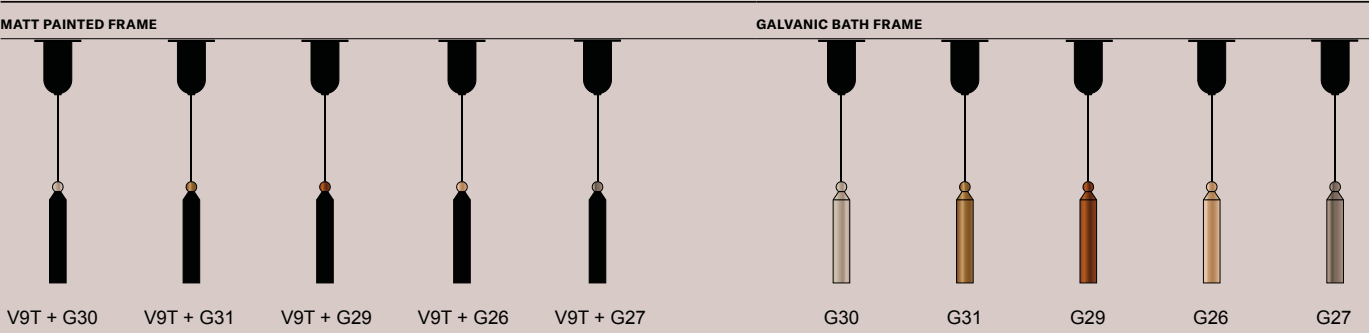
SINGLE CANOPY		SIZE	FRAME FINISHINGS	CANOPY FINISHINGS	PRODUCT NAME
	Ø	12 cm / 4.70"	● V9T + ● G30	● G30	SERICA DOT C3
	H	6 cm / 2.40"	● V9T + ● G31	● G31	
			● V9T + ● G29	● G29	
			● V9T + ● G26	● G26	
			● V9T + ● G27	● G27	
			● G30	● G30	
			● G31	● G31	
			● G29	● G29	
			● G26	● G26	
			● G27	● G27	

SINGLE CANOPY		SIZE	FRAME FINISHINGS	CANOPY FINISHINGS	PRODUCT NAME
	Ø	14 cm / 5.50"	● V9T + ● G30	● G30	SERICA DOT C5
	H	7 cm / 2.70"	● V9T + ● G31	● G31	
			● V9T + ● G29	● G29	
			● V9T + ● G26	● G26	
			● V9T + ● G27	● G27	
			● G30	● G30	
			● G31	● G31	
			● G29	● G29	
			● G26	● G26	
			● G27	● G27	

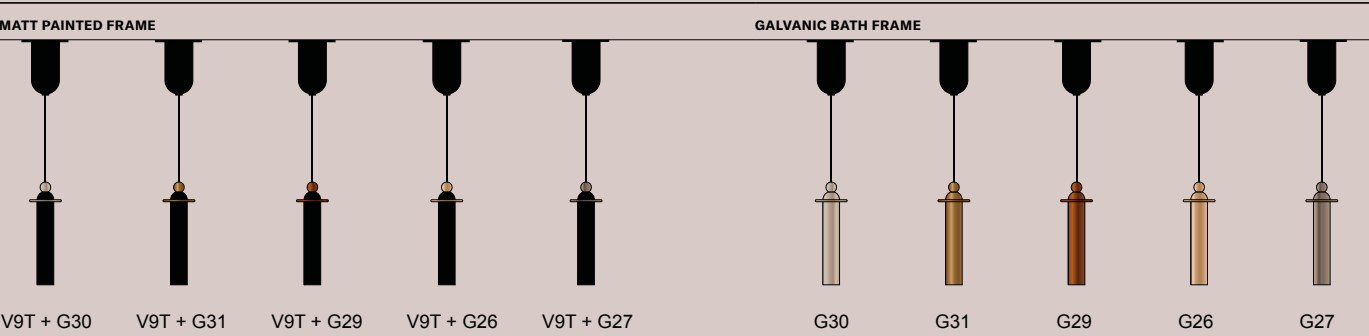
SINGLE CANOPY		SIZE	FRAME FINISHINGS	CANOPY FINISHINGS	PRODUCT NAME
	Ø	16 cm / 6.30"	● V9T + ● G30	● G30	SERICA DOT C10
	H	8 cm / 3.10"	● V9T + ● G31	● G31	
			● V9T + ● G29	● G29	
			● V9T + ● G26	● G26	
			● V9T + ● G27	● G27	
			● G30	● G30	
			● G31	● G31	
			● G29	● G29	
			● G26	● G26	
			● G27	● G27	

FINISH PALETTE

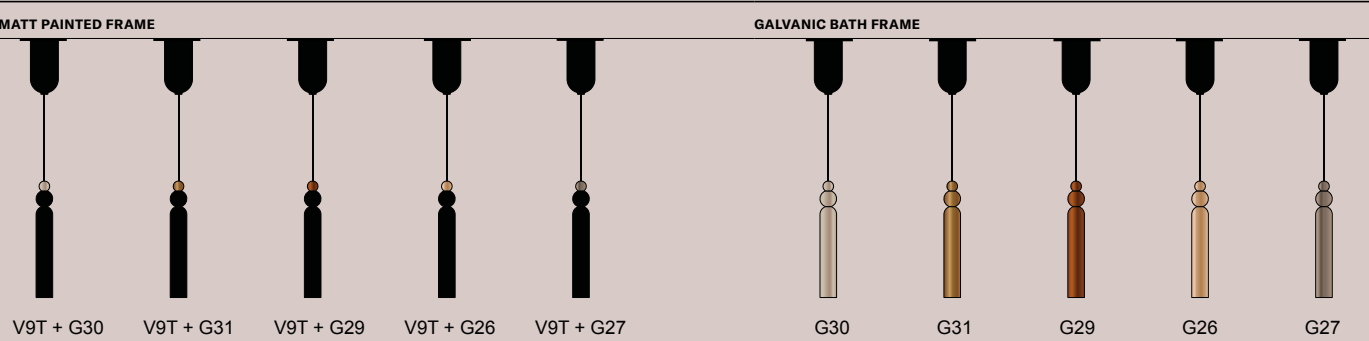
Serica Dot S1 A



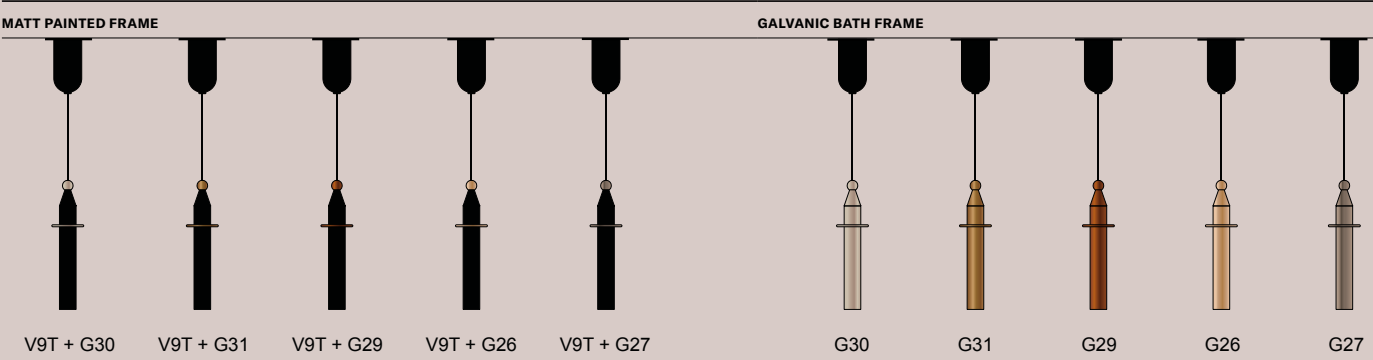
Serica Dot S1 B



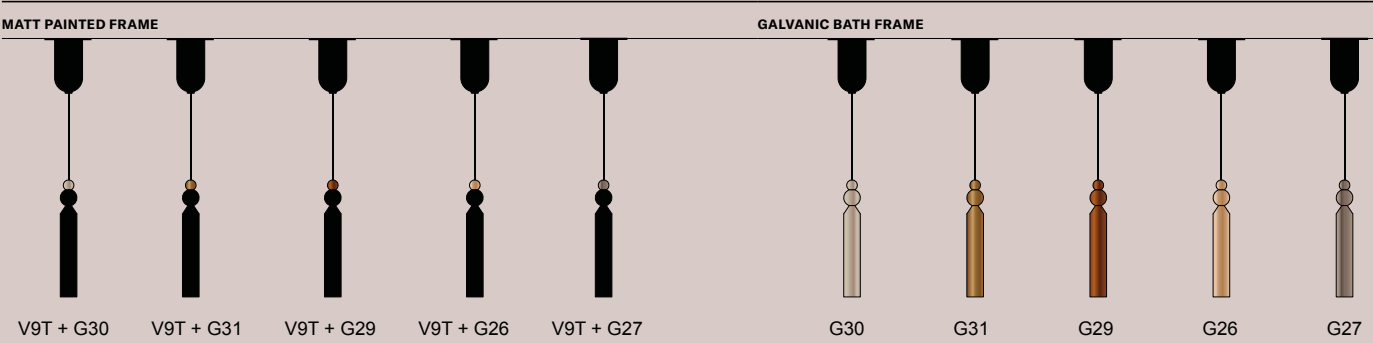
Serica Dot S1 C



Serica Dot S1 D



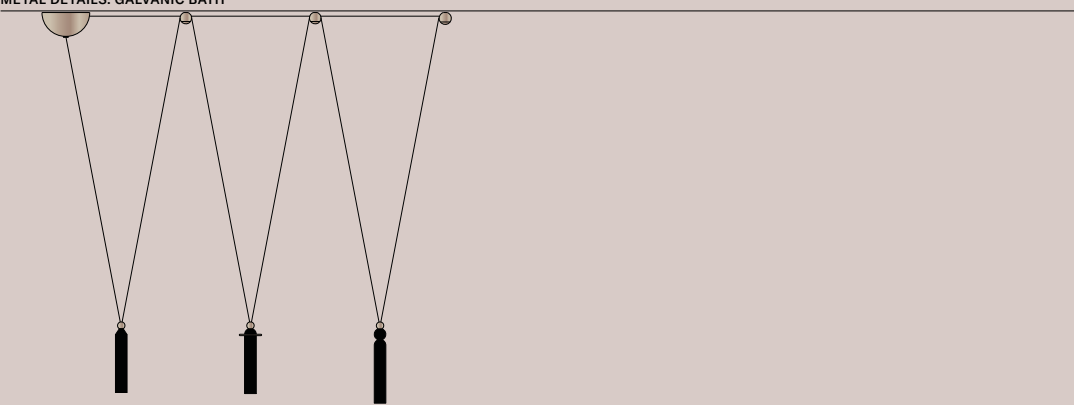
Serica Dot S1 E



FINISH PALETTE

SERICA DOT C3 (COMPOSITION A+B+C)

FRAME FINISHING: MATT PAINTED
METAL DETAILS: GALVANIC BATH



FRAME FINISHING

● V9T

METAL DETAILS

G30

G31

G29

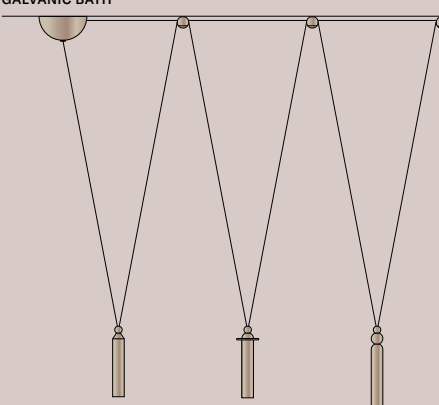
G26

G27

FINISH PALETTE

SERICA DOT C3 (COMPOSITION A+B+C)

FRAME FINISHINGS | METAL DETAILS
GALVANIC BATH



FINISHINGS

G30

G31

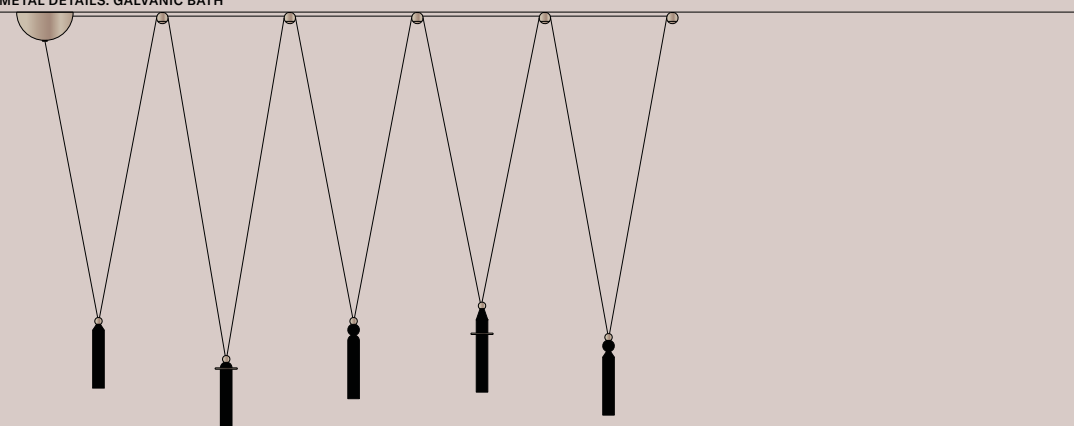
G29

G26

G27

SERICA DOT 5 (COMPOSITION A+B+C+D+E)

FRAME FINISHING: MATT PAINTED
METAL DETAILS: GALVANIC BATH



FRAME FINISHING

● V9T

METAL DETAILS

G30

G31

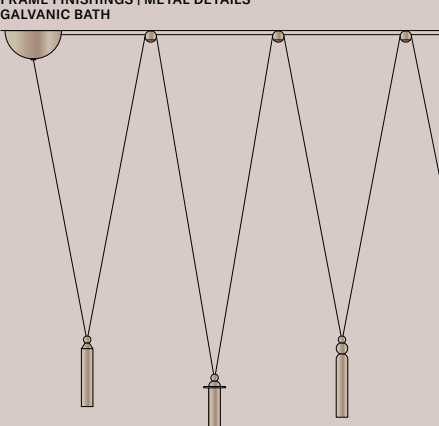
G29

G26

G27

SERICA DOT 5 (COMPOSITION A+B+C+D+E)

FRAME FINISHINGS | METAL DETAILS
GALVANIC BATH



FINISHINGS

G30

G31

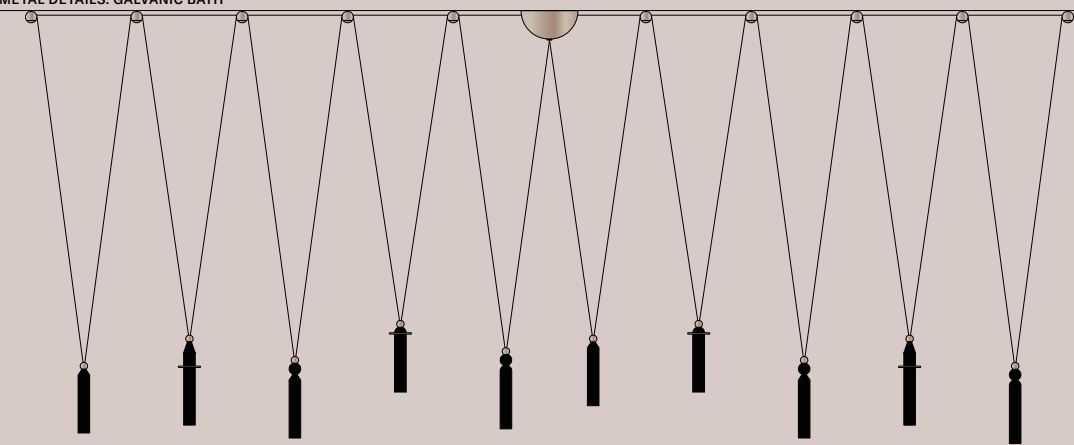
G29

G26

G27

SERICA DOT C10 (COMPOSITION Ax2 + Bx2 + Cx2 + Dx2 + Ex2)

FRAME FINISHING: MATT PAINTED
METAL DETAILS: GALVANIC BATH



FRAME FINISHING

● V9T

METAL DETAILS

G30

G31

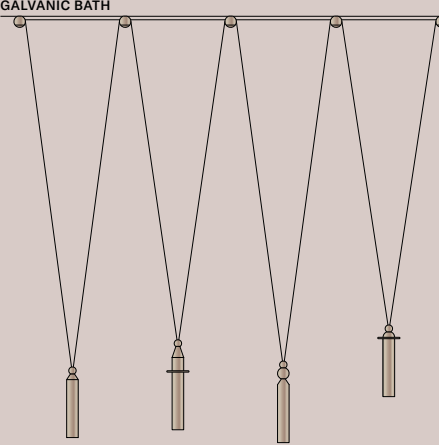
G29

G26

G27

SERICA DOT C10 (COMPOSITION Ax2 + Bx2 + Cx2 + Dx2 + Ex2)

FRAME FINISHINGS | METAL DETAILS
GALVANIC BATH



FINISHINGS

G30

G31

G29

G26

G27

Serica

IT Serica interpreta la luce come una superficie morbida e avvolgente, capace di trasformare lo spazio con discrezione ed eleganza. I volumi, puri e calibrati, evocano la leggerezza del tessuto da cui prendono ispirazione, lasciando che la luminosità si diffonda in modo uniforme e delicato. La materia si fa vellutata, quasi impalpabile, in un equilibrio armonico tra forma e funzione. Ogni elemento è pensato per dialogare con l'ambiente, creando atmosfere intime e sofisticate.

EN Serica interprets light as a soft and enveloping surface, capable of transforming space with discretion and elegance. The volumes, pure and balanced, evoke the lightness of the fabric that inspires them, allowing luminosity to spread evenly and delicately. The material becomes velvety, almost intangible, in a harmonious balance between form and function. Each element is designed to engage with its surroundings, creating intimate and sophisticated atmospheres.

DESIGN BY
MARCO ZITO
SUSPENSION













Serica

Struttura in metallo verniciato opaco con dettagli in galvanica spazzolata o totalmente galvanizzata. Illuminazione Led integrato.

Matt-painted metal structure with brushed galvanic details or fully galvanized. Integrated LED lighting.

Struktur aus mattem Lackmetall mit Details in gebürsteter Galvanik oder vollständig galvanisierter Ausführung. Integrierte LED-Beleuchtung.

Estructura de metal pintado en mate con detalles en galvanizado cepillado o totalmente galvanizado. Iluminación LED integrada.

Structure en métal laqué mat avec détails en galvanique brossée ou entièrement galvanisée. Éclairage LED intégré.

Металлический каркас с матовым покрытием и деталями из брашированной гальваники или полностью гальванизированный. Встроенная светодиодная подсветка.

哑光喷涂金属结构, 可选择搭配拉丝电镀细节, 也可选择整体全电镀工艺。所有型号均内置 LED 光源

هيكل معدني مطلي بطلاء غير لامع مع تفاصيل مصقولة أو مجلفنة بالكامل. إضاءة LED مدمجة

FRAME FINISHING: MATT PAINTED METAL DETAILS: GALVANIC BATH



v9T Nero profondo+Champagne spazzolato
g30 Deep black+Brushed champagne


FRAME FINISHINGS | METAL DETAILS GALVANIC BATH



g30 Champagne spazzolato
Brushed champagne



v9T Nero profondo+Oro bronzato spazzolato
g31 Deep black+Brushed golden bronze



g31 Oro bronzato spazzolato
Brushed golden bronze



v9T Nero profondo+Rame spazzolato
g29 Deep black+Brushed copper



g29 Rame spazzolato
Brushed copper



v9T Nero profondo+Oro spazzolato
g26 Deep black+Brushed pure gold



g26 Oro spazzolato
Brushed pure gold



v9T Nero profondo+Nickel scuro spazzolato
g27 Deep black+Brushed dark nickel



g27 Nickel scuro spazzolato
Brushed dark nickel

DISCOVER MORE



SERICA S1 60

ø 2,5 cm / 1.00"
H 60 cm / 19.70"

STANDARD INTEGRATED LED LIGHTING
5,8 W CRI>90 3000 K - 555 NOMINAL LM
ON REQUEST
5,8 W CRI>90 2700 K - 515 NOMINAL LM
DIMMABLE
TRIAC



SERICA S1 80

ø 2,5 cm / 1.00"
H 80 cm / 31.50"

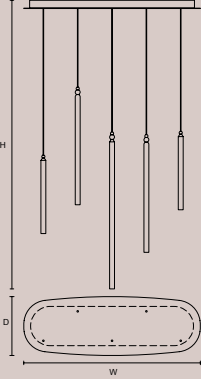
STANDARD INTEGRATED LED LIGHTING
5,8 W CRI>90 3000 K - 555 NOMINAL LM
ON REQUEST
5,8 W CRI>90 2700 K - 515 NOMINAL LM
DIMMABLE
TRIAC



SERICA C5 CB 90

W 90 cm / 35.40"
D 30 cm / 11.80"
H MAX 380 cm / 149.60"

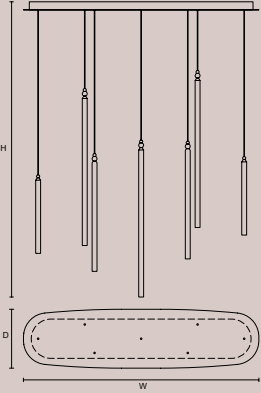
STANDARD INTEGRATED LED LIGHTING
29 W CRI>90 3000 K - 2775 NOMINAL LM
ON REQUEST
29 W CRI>90 2700 K - 2575 NOMINAL LM
DIMMABLE
0-10V



SERICA C7 CB 120

W 120 cm / 47.20"
D 30 cm / 11.80"
H MAX 380 cm / 149.60"

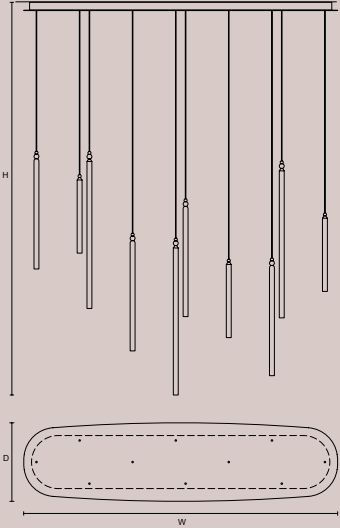
STANDARD INTEGRATED LED LIGHTING
40,6 W CRI>90 3000 K - 3885 NOMINAL LM
ON REQUEST
40,6 W CRI>90 2700 K - 3605 NOMINAL LM
DIMMABLE
0-10V



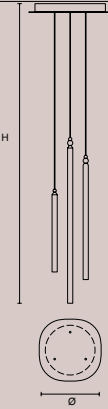
SERICA C10 CB 160


W 160 cm / 63.00"
D 40 cm / 15.70"
H MAX 380 cm / 149.60"

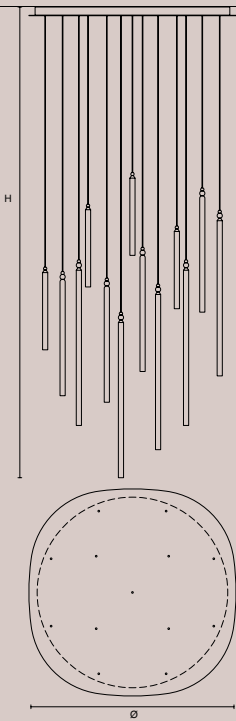
STANDARD INTEGRATED LED LIGHTING
58 W CRI>90 3000 K - 5550 NOMINAL LM
ON REQUEST
58 W CRI>90 2700 K - 5150 NOMINAL LM
DIMMABLE
0-10V



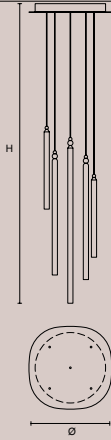
SERICA C3 PB 30 (1x40-1x60-1x80)		
ø	30 cm / 11.80"	
H MAX	380 cm / 149.60"	
STANDARD INTEGRATED LED LIGHTING		
17,4 W CRI>90		
3000 K - 1665 NOMINAL LM		
ON REQUEST		
17,4 W CRI>90		
2700 K - 1545 NOMINAL LM		
DIMMABLE		
TRIAC		




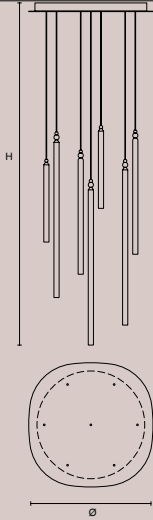
SERICA C13 PB 100 (4x40-4x60-5x80)		
ø	100 cm / 39.40"	
H MAX	380 cm / 149.60"	
STANDARD INTEGRATED LED LIGHTING		
75,4 W CRI>90		
3000 K - 7215 NOMINAL LM		
ON REQUEST		
75,4 W CRI>90		
2700 K - 6695 NOMINAL LM		
DIMMABLE		
0-10V		




SERICA C5 PB 40 (2x40-2x60-1x80)		
ø	40 cm / 15.70"	
H MAX	380 cm / 149.60"	
STANDARD INTEGRATED LED LIGHTING		
29 W CRI>90		
3000 K - 2775 NOMINAL LM		
ON REQUEST		
29 W CRI>90		
2700 K - 2575 NOMINAL LM		
DIMMABLE		
0-10V		



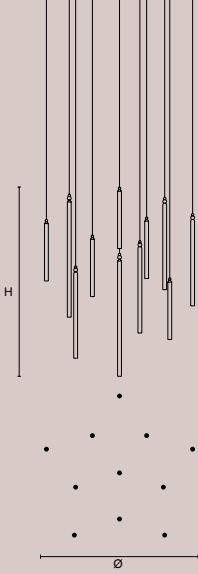
SERICA C7 PB 60 (2x40-2x60-3x80)		
ø	60 cm / 23.60"	
H MAX	380 cm / 149.60"	
STANDARD INTEGRATED LED LIGHTING		
40,6 W CRI>90		
3000 K - 3885 NOMINAL LM		
ON REQUEST		
40,6 W CRI>90		
2700 K - 3605 NOMINAL LM		
DIMMABLE		
0-10V		



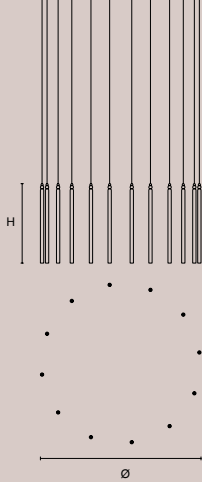
SERICA C9 PB 80 (3x40-3x60-3x80)		
ø	80 cm / 31.50"	
H MAX	380 cm / 149.60"	
STANDARD INTEGRATED LED LIGHTING		
52,2 W CRI>90		
3000 K - 4995 NOMINAL LM		
ON REQUEST		
52,2 W CRI>90		
2700 K - 4635 NOMINAL LM		
DIMMABLE		
0-10V		



SERICA CLUSTER 11 (5X40-4X60-2X80)		
ø	100 cm / 39,40"	
H	165 cm / 65,00"	
STANDARD INTEGRATED LED LIGHTING		
63,8 W CRI>90		
3000 K - 6105 NOMINAL LM		
ON REQUEST		
63,8 W CRI>90		
2700 K - 5665 NOMINAL LM		
DIMMABLE		
ON REQUEST		




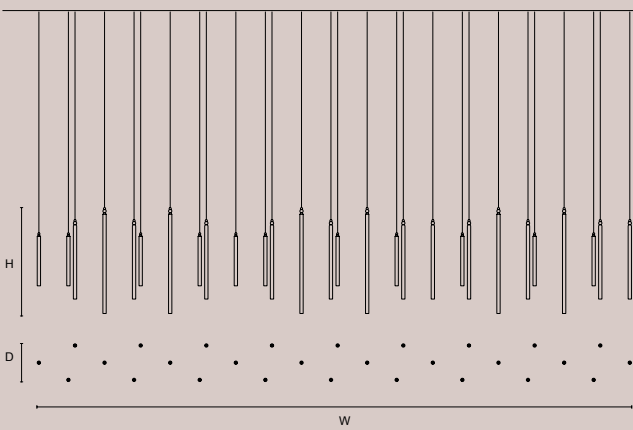
SERICA CLUSTER 12 (12X60)		
ø	120 cm / 47,20"	
H	60 cm / 23,60"	
STANDARD INTEGRATED LED LIGHTING		
69,6 W CRI>90		
3000 K - 6660 NOMINAL LM		
ON REQUEST		
69,6 W CRI>90		
2700 K - 6180 NOMINAL LM		
DIMMABLE		
ON REQUEST		



SERICA CLUSTER 39 (18X40-15X60-6X80)		
ø	120 cm / 47,20"	
H	165 cm / 65,00"	
STANDARD INTEGRATED LED LIGHTING		
226,2 W CRI>90		
3000 K - 21645 NOMINAL LM		
ON REQUEST		
226,2 W CRI>90		
2700 K -20085 NOMINAL LM		
DIMMABLE		
ON REQUEST		



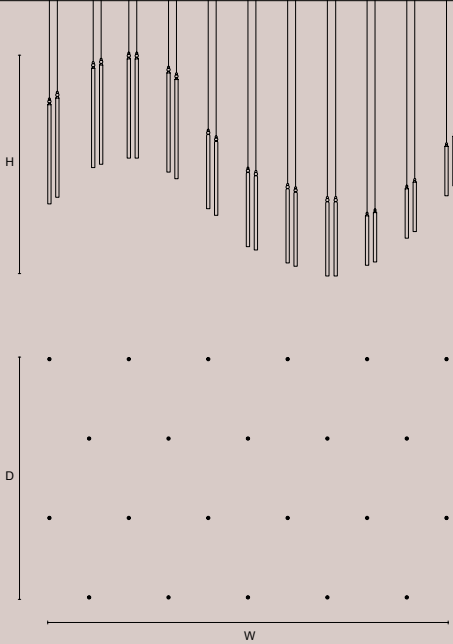
SERICA CLUSTER 28 (11X40-11X60-6X80)		
W	449 cm / 177,00"	
D	29 cm / 11,40"	
H	80 cm / 31,50"	
STANDARD INTEGRATED LED LIGHTING		
162,4 W CRI>90		
3000 K - 15540 NOMINAL LM		
ON REQUEST		
162,4 W CRI>90		
2700 K - 14420 NOMINAL LM		
DIMMABLE		
ON REQUEST		



SERICA CLUSTER 22
(6X40-8X60-8X80)



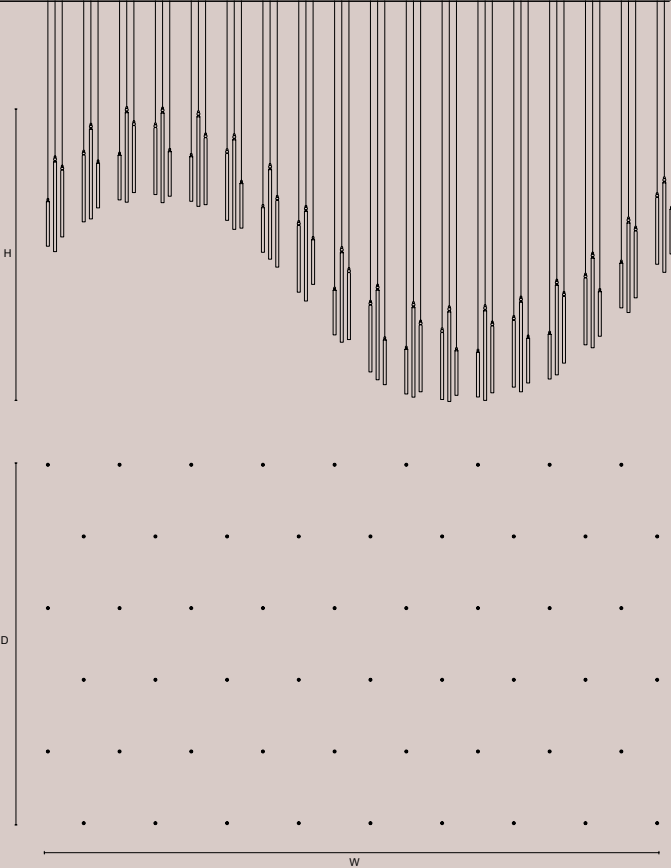
W	303cm / 119,30"
D	183 cm / 72,00"
H	165 cm / 65,00"
STANDARD INTEGRATED LED LIGHTING	
127,6 W CRI>90	
3000 K - 12210 NOMINAL LM	
ON REQUEST	
127,6 W CRI>90	
2700 K - 11330 NOMINAL LM	
DIMMABLE	
ON REQUEST	



SERICA CLUSTER 54
(18X40-18X60-18X80)



W	513 cm / 202,00"
D	303 cm / 119,30"
H	245 cm / 96,50"
STANDARD INTEGRATED LED LIGHTING	
313,2 W CRI>90	
3000 K - 29970 NOMINAL LM	
ON REQUEST	
313,2 W CRI>90	
2700 K - 27810 NOMINAL LM	
DIMMABLE	
ON REQUEST	



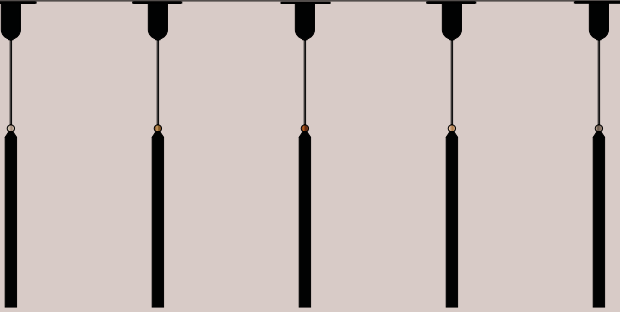
SINGLE CANOPIES

SINGLE CANOPY		SIZE	FRAME FINISHINGS	CANOPY FINISHINGS	PRODUCT NAME
	Ø	12 cm / 4.70"	● V9T	● V90	SERICA S1 40 - S1 60 - S1 80
	H	12 cm / 4.70"	● G30	● V90	
			● G31	● V90	
			● G29	● V90	
			● G26	● V90	
			● G27	● V90	

FINISH PALETTE

Serica S1 40

MATT PAINTED FRAME



V9T + G30

V9T + G31


V9T + G29

V9T + G26

V9T + G27

Serica S1 60

MATT PAINTED FRAME



V9T + G30

V9T + G31

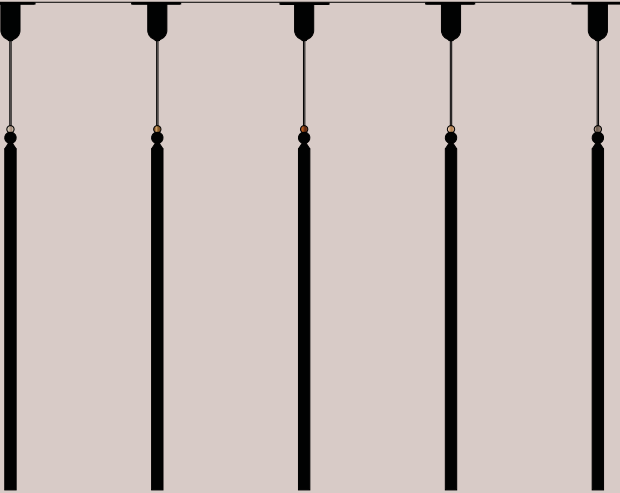
V9T + G29

V9T + G26

V9T + G27

Serica S1 80

MATT PAINTED FRAME



V9T + G30

V9T + G31

V9T + G29

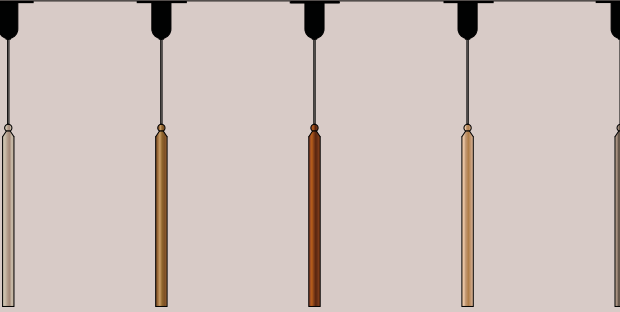
V9T + G26

V9T + G27

FINISH PALETTE

Serica S1 40

GALVANIC BATH FRAME



G30

G31

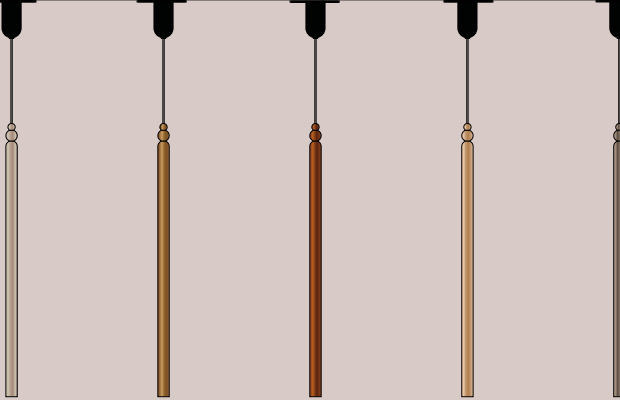
G29

G26

G27

Serica S1 60

GALVANIC BATH FRAME



G30

G31

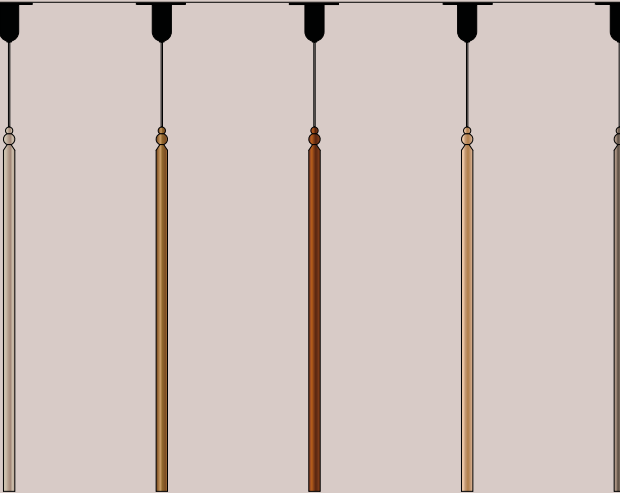
G29

G26

G27

Serica S1 80

GALVANIC BATH FRAME



G30

G31

G29

G26

G27

Na-ar

IT Na-ar nasce come un gesto di equilibrio tra rigore e poesia, dove la luce si fa materia e racconto. Linee pure e volumi armonici si intrecciano in una composizione essenziale, capace di abitare lo spazio con discrezione e carattere. Ogni elemento rivela una cura profonda per il dettaglio e per la qualità dei materiali, trasformandosi in presenza luminosa che dialoga con l'architettura.


EN Na-ar emerges as a gesture of balance between rigor and poetry, where light becomes both material and narrative. Pure lines and harmonious volumes intertwine in an essential composition, capable of inhabiting space with discretion and character. Each element reveals a deep attention to detail and material quality, transforming into a luminous presence that talks with architecture.

DESIGN BY
STUDIO SCATTER D


SUSPENSION
APPLIQUE
TABLE LAMP













Na-ar

Struttura in ottone rigato verniciato e spazzolato a mano. Illuminazione Led integrato.

Fluted brass structure, painted and hand-brushed.Integrated LED lighting.

Struktur aus lackiertem Messing mit Riffelung, handgebürstet. Integrierte LED-Beleuchtung.

Estructura de latón estriado, pintado y cepillado a mano. Iluminación LED integrada.

Structure en laiton strié, laqué et brossé à la main. Éclairage LED intégré.

Каркас из рифленной латуни с матовым покрытием, обработанный щеткой вручную. Встроенная светодиодная подсветка.

黄铜结构，经手工喷涂及拉丝处理，呈现直纹效果。所有型号均内置 LED 光源。

هيكل من النحاس المخطط، مطلي، وبمظهر تأثير الفرشاة اليدوية. إضاءة LED مدمجة.



vt1 Sabbia di Marte* Mars Dust



vt2 Oro tenue* Pale gold

* AVAILABLE ONLY FOR NA-AR

DISCOVER MORE



NA-AR S1 A		CE	RoHS
ø	3 cm / 1,20"		
H	41 cm / 16,10"		
STANDARD INTEGRATED LED LIGHTING			
5,8 W CRI>90 3000 K - 555 NOMINAL LM			
ON REQUEST			
5,8 W CRI>90 2700 K - 515 NOMINAL LM			
DIMMABLE			
TRIAC			



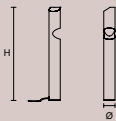
NA-AR S1 B		CE	RoHS
ø	3 cm / 1,20"		
H	42 cm / 16,50"		
STANDARD INTEGRATED LED LIGHTING			
5,8 W CRI>90 3000 K - 555 NOMINAL LM			
ON REQUEST			
5,8 W CRI>90 2700 K - 515 NOMINAL LM			
DIMMABLE			
TRIAC			



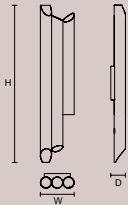
NA-AR S1 C		CE	RoHS
ø	3 cm / 1,20"		
H	44,5 cm / 17,50"		
STANDARD INTEGRATED LED LIGHTING			
5,8 W CRI>90 3000 K - 555 NOMINAL LM			
ON REQUEST			
5,8 W CRI>90 2700 K - 515 NOMINAL LM			
DIMMABLE			
TRIAC			



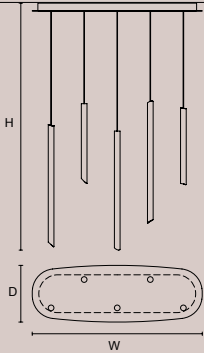
NA-AR TL		CE
ø	5 cm / 2,00"	
H	41,5 cm / 16,30"	
STANDARD INTEGRATED LED LIGHTING		
9 W CRI>90 3000 K - 1104 NOMINAL LM		
ON REQUEST		
9 W CRI>90 2700 K - 1064 NOMINAL LM		
DIMMABLE		
OWN BUTTON		



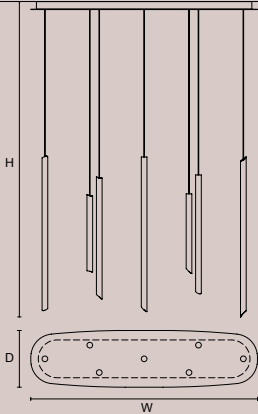
NA-AR A3		CE
W	15 cm / 5,90"	
D	6,5 cm / 2,60"	
H	70 cm / 27,60"	
STANDARD INTEGRATED LED LIGHTING		
27 W CRI>90 3000 K - 3312 NOMINAL LM		
ON REQUEST		
27 W CRI>90 2700 K - 3192 NOMINAL LM		
DIMMABLE		
TRIAC		



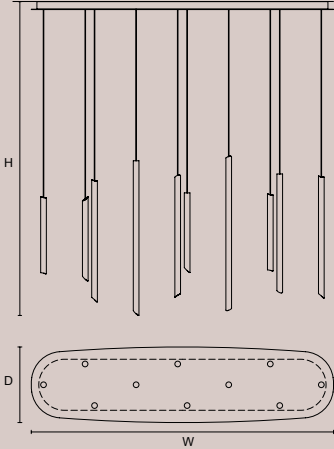
NA-AR C5 CB 90 (2X45-3X65)		CE	RoHS
W	90 cm / 35,40"		
D	30 cm / 11,80"		
H MAX	380 cm / 118,10"		
STANDARD INTEGRATED LED LIGHTING			
29 W CRI>90 3000 K - 2775 NOMINAL LM			
ON REQUEST			
29 W CRI>90 2700 K - 2575 NOMINAL LM			
DIMMABLE			
0-10V			



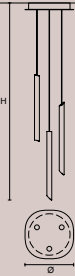
NA-AR C7 CB 120 (2X45-2X65-3X85)		CE	RoHS
W	120 cm / 47,20"		
D	30 cm / 11,80"		
H MAX	380 cm / 118,10"		
STANDARD INTEGRATED LED LIGHTING			
40,6 W CRI>90 3000 K - 3885 NOMINAL LM			
ON REQUEST			
40,6 W CRI>90 2700 K - 3605 NOMINAL LM			
DIMMABLE			
0-10V			



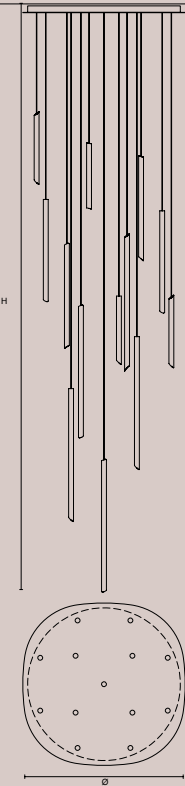
NA-AR C10 CB 160 (4X45-4X65-2X85)		CE	RoHS
W	160 cm / 63,00"		
D	40 cm / 15,70"		
H MAX	380 cm / 118,10"		
STANDARD INTEGRATED LED LIGHTING			
58 W CRI>90 3000 K - 5500 NOMINAL LM			
ON REQUEST			
58 W CRI>90 2700 K - 5150 NOMINAL LM			
DIMMABLE			
0-10V			



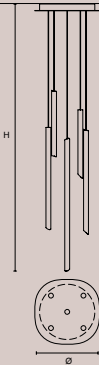
NA-AR C3 PB 30 (3X45)		CE	EN
ø	30 cm / 11,80"		
H MAX	380 cm / 118,10"		
STANDARD INTEGRATED LED LIGHTING			
17,4 W CRI>90			
3000 K - 1665 NOMINAL LM			
ON REQUEST			
17,4 CRI>90			
2700 K - 1545 NOMINAL LM			
DIMMABLE			
TRIAC			



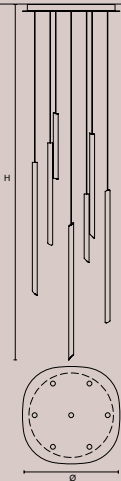
NA-AR C13 PB 100 (4X45-4X65-5X85)		CE	EN
ø	100 cm / 39,40"		
H MAX	380 cm / 118,10"		
STANDARD INTEGRATED LED LIGHTING			
75,4W CRI>90			
3000 K - 7215 NOMINAL LM			
ON REQUEST			
75,4 W CRI>90			
2700 K - 6695 NOMINAL LM			
DIMMABLE			
0-10V			



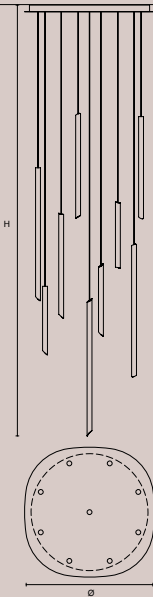
NA-AR C5 PB 40 (2X45-2X65-1X85)		CE	EN
ø	40 cm / 15,70"		
H MAX	380 cm / 118,10"		
STANDARD INTEGRATED LED LIGHTING			
29 W CRI>90			
3000 K - 2775 NOMINAL LM			
ON REQUEST			
29 W CRI>90			
2700 K - 2575 NOMINAL LM			
DIMMABLE			
0-10V			



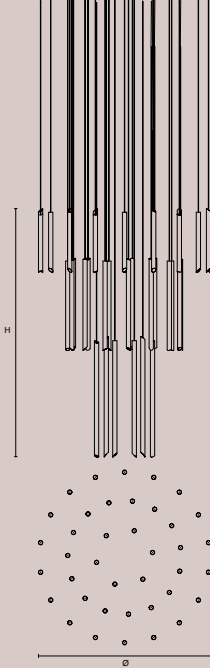
NA-AR C7 PB 60 (2X45-2X65-3X85)		CE	EN
ø	60 cm / 23,60"		
H MAX	380 cm / 118,10"		
STANDARD INTEGRATED LED LIGHTING			
40,6 W CRI>90			
3000 K - 3885 NOMINAL LM			
ON REQUEST			
40,6 W CRI>90			
2700 K - 3605 NOMINAL LM			
DIMMABLE			
0-10V			



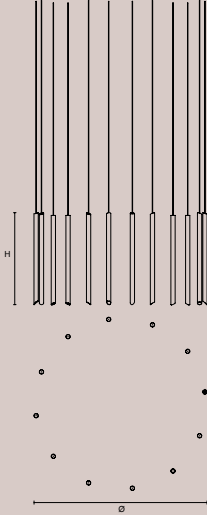
NA-AR C9 PB 80 (3X45-3X65-3X85)		CE	EN
ø	80 cm / 31,50"		
H MAX	380 cm / 118,10"		
STANDARD INTEGRATED LED LIGHTING			
52,2 W CRI>90			
3000 K - 4995 NOMINAL LM			
ON REQUEST			
52,2 W CRI>90			
2700 K - 4635 NOMINAL LM			
DIMMABLE			
0-10V			



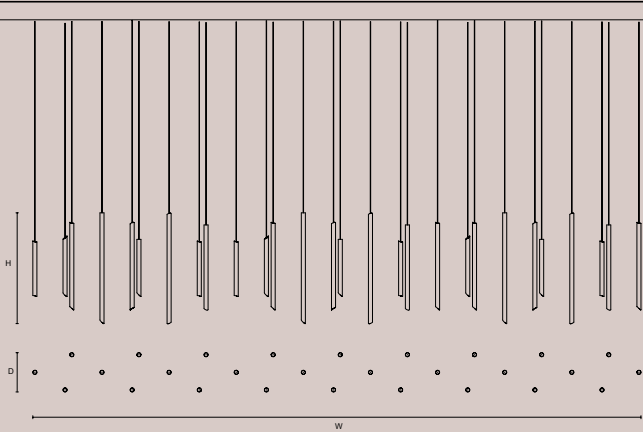
NA-AR CLUSTER 39 (18X45-15X65-6X85)		CE	EN
ø	120 cm / 47,20"		
H	175 cm / 68,90"		
STANDARD INTEGRATED LED LIGHTING			
226,2 W CRI>90			
3000 K - 21645 NOMINAL LM			
ON REQUEST			
226,2 W CRI>90			
2700 K - 20085 NOMINAL LM			
DIMMABLE			
ON REQUEST			



NA-AR CLUSTER 12 (12X65)		CE	EN
ø	120 cm / 47,20"		
H	65 cm / 25,60"		
STANDARD INTEGRATED LED LIGHTING			
69,6 W CRI>90			
3000 K - 6660 NOMINAL LM			
ON REQUEST			
69,6 W CRI>90			
2700 K - 6180 NOMINAL LM			
DIMMABLE			
ON REQUEST			



NA-AR CLUSTER 28 (11X45-11X65-6X85)		CE	EN
W	449,5 cm / 177,00"		
D	29 cm / 11,40"		
H	85 cm / 33,50"		
STANDARD INTEGRATED LED LIGHTING			
162,4 W CRI>90			
3000 K - 15540 NOMINAL LM			
ON REQUEST			
162,4W CRI>90			
2700 K - 14420 NOMINAL LM			
DIMMABLE			
ON REQUEST			



NA-AR CLUSTER 22
(6X45-8X65-8X85)



W	303cm / 119,30"
D	183 cm / 72,00"
H	82 cm / 32,30"

STANDARD INTEGRATED LED LIGHTING

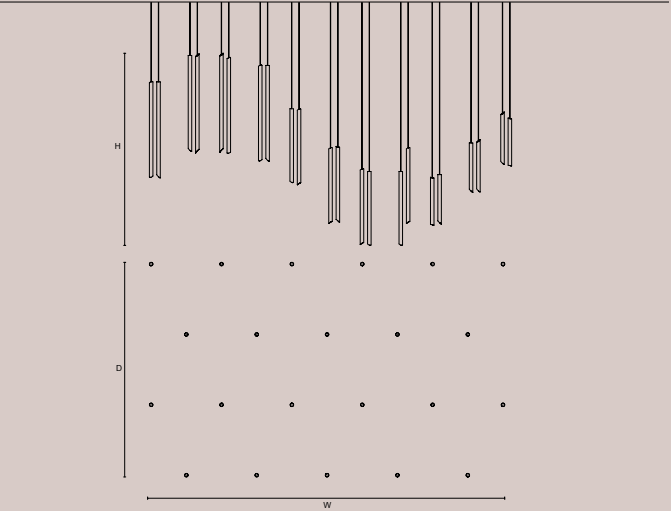
127,6 W CRI>90
3000 K - 12210 NOMINAL LM

ON REQUEST

127,6 W CRI>90
2700 K - 11330 NOMINAL LM

DIMMABLE

ON REQUEST



NA-AR CLUSTER 54
(18X45-18X65-18X85)



W	513 cm / 202,00"
D	303 cm / 119,30"
H	245 cm / 96,50"

STANDARD INTEGRATED LED LIGHTING

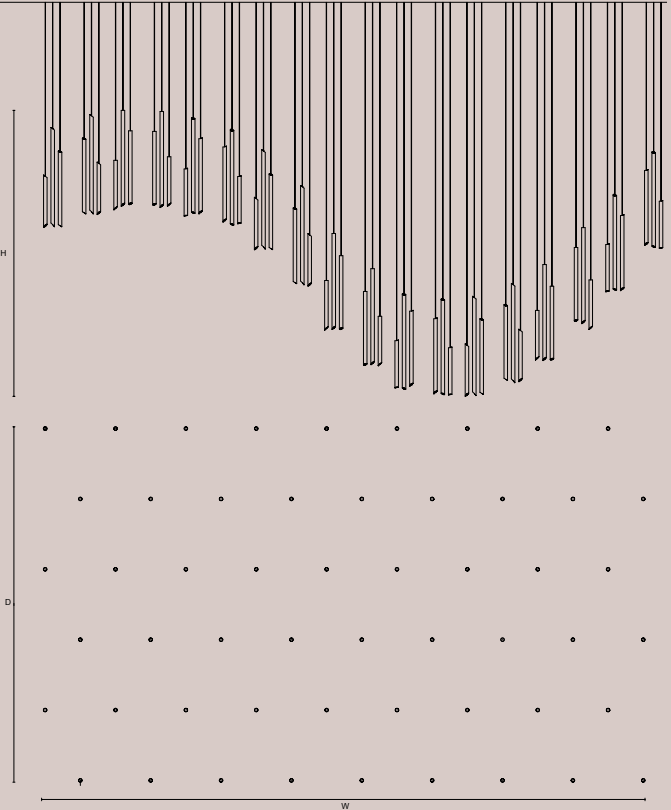
313,2 W CRI>90
3000 K - 29970 NOMINAL LM

ON REQUEST

313,2 W CRI>90
2700 K - 27810 NOMINAL LM

DIMMABLE

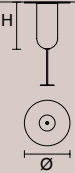
ON REQUEST



SINGLE CANOPIES

SINGLE CANOPY

SIZE		FINISHINGS	CANOPY FINISHING	PRODUCT NAME
ø	12 cm / 4.70"	VT1	V90	NA-AR S A-B-C-D-E-F-
H	12 cm / 4.70"	VT2	V90	G-H-I



Antesia

IT Antesia, il cui nome richiama la fioritura, nasce dall'osservazione del vetro soffiato e della sua capacità di trasformarsi in forme sorprendenti. Quattro sospensioni raccontano, come fotogrammi, altrettanti momenti del processo creativo: dalla massa fusa sulla canna fino alla forma compiuta. Ogni lampada racchiude le fasi della precedente, in una sequenza continua che celebra l'arte dei maestri vetrai veneziani.

EN Antesia, whose name evokes blossoming, is born from observing blown glass and its ability to transform into surprising shapes. Four suspensions narrate, like frames, four moments of the creative process: from the molten mass on the blowing pipe to the finished form. Each lamp contains the phases of the previous one, in a continuous sequence that celebrates the art of Venetian glass masters.

DESIGN BY
STELLA GIANOLA |
GIOVANNI BATTISTA
GIANOLA

SUSPENSION















Antesia

Struttura in metallo galvanizzato. Diffusore in vetro pressato acidato per Antesia S1 16, in vetro soffiato a bocca per tutte le altre misure. Illuminazione Led integrato.

Galvanized metal structure. Diffuser in etched pressed glass for Antesia S1 16, and in mouth-blown glass for all other sizes. Integrated LED lighting.

Struktur aus galvanisiertem Metall. Diffusor aus mattem Pressglas für Art. Antesia S1 16, aus mundgeblasenem Glas für alle anderen Größen. Integrierte LED-Beleuchtung.


Estructura de metal galvanizado. Difusor de vidrio presionado y acidado para el modelo Antesia S1 16; de vidrio soplado a boca para el resto de tamaños. Iluminación LED integrada.

Structure en métal galvanisé. Diffuseur en verre acide et pressé pour le code Antesia S1 16, en verre soufflé à la bouche pour toutes les autres tailles. Éclairage LED intégré.

Каркас из металла с гальваническим покрытием. Рассеиватель из матового прессованного стекла для Antesia S1 16, из выдувного стекла для всех остальных размеров. Встроенное светодиодное освещение.

镀锌金属结构。Antesia S1 16 型号采用酸蚀压花玻璃灯罩，其他尺寸均采用手工吹制玻璃灯罩。所有型号均内置 LED 光源。

هيكل معدني مجلفن. موزع مصنوع من الزجاج المضغوط المعالج سطحه بالحمض ل Antesia S1 16 ، ومصنوع من الزجاج المنفوخ يدويًا لجميع الأحجام الأخرى. إضاءة LED مدمجة.



g09 Oro bronzato
Golden bronze



g32 Champagne lucido
Shiny champagne



AM Ambra chiaro
Light Amber



g25 Rame dorato
Golden copper



MA Ambra incamiciato*
Misty Amber


* AVAILABLE ONLY FOR ANTESIA S48



g03 Oro lucido
Shiny gold




AM Fumè
Smoky




g23 Nickel scuro
Dark nickel



TR Trasparente
Transparent



g04 Cromo lucido
Shiny chrome



Vetro pressato
Pressed glass



v9T Nero profondo
Deep black

DISCOVER MORE



ANTESIA S1 16		CE	EN
Ø	16 cm / 6,30"		
H	9 cm / 3,50"		
STANDARD INTEGRATED LED LIGHTING			
10,3 W CRI>90			
3000 K - 1665 NOMINAL LM			
ON REQUEST			
10,3 CRI>90			
2700 K - 1580 NOMINAL LM			
DIMMABLE			
TRIAC			



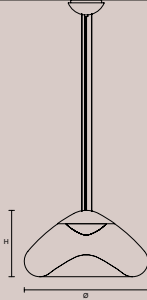
ANTESIA S1 26		CE	EN
Ø	26 cm / 10.20"		
H	21 cm / 8.25"		
STANDARD INTEGRATED LED LIGHTING			
15 W CRI>90			
3000 K - 2272 NOMINAL LM			
ON REQUEST			
15 W CRI>90			
2700 K - 2158 NOMINAL LM			
DIMMABLE			
TRIAC			



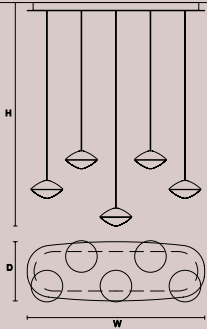
ANTESIA S1 35		CE	EN
Ø	35 cm / 13,80"		
H	27 cm / 10,60"		
STANDARD INTEGRATED LED LIGHTING			
15 W CRI>90			
3000 K - 2272 NOMINAL LM			
ON REQUEST			
15 W CRI>90			
2700 K - 2158 NOMINAL LM			
DIMMABLE			
TRIAC			



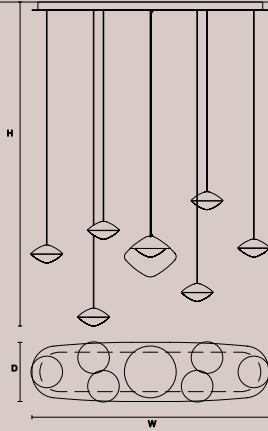
ANTESIA S1 48		CE	EN
Ø	48 cm / 18,90"		
H	26 cm / 10.20"		
STANDARD INTEGRATED LED LIGHTING			
15 W CRI>90			
3000 K - 2272 NOMINAL LM			
ON REQUEST			
15 W CRI>90			
2700 K - 2158 NOMINAL LM			
DIMMABLE			
TRIAC			




ANTESIA C5 CB 90 (5X16)		CE	EN
w	90 cm / 35,40"		
Ø	30 cm / 11,80"		
H MAX	300 cm / 118,10"		
STANDARD INTEGRATED LED LIGHTING			
51,5 W CRI>90			
3000 K - 8325 NOMINAL LM			
ON REQUEST			
51,5 CRI>90			
2700 K - 7900 NOMINAL LM			
DIMMABLE			
1-10V			




ANTESIA C7 CB 120 (6X16-1X26)		CE	EN
w	120 cm / 47,20"		
Ø	30 cm / 11,80"		
H MAX	300 cm / 118,10"		
STANDARD INTEGRATED LED LIGHTING			
72,1 W CRI>90			
3000 K - 11655 NOMINAL LM			
ON REQUEST			
72,1 W CRI>90			
2700 K - 11060 NOMINAL LM			
DIMMABLE			
1-10V			




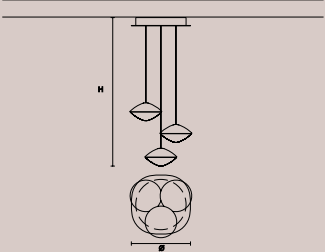
ANTESIA C10 CB 120 (7X16-2X26-1X35)		CE	EN
w	120 cm / 47,20"		
Ø	30 cm / 11,80"		
H MAX	300 cm / 118,10"		
STANDARD INTEGRATED LED LIGHTING			
103 W CRI>90			
3000 K - 16650 NOMINAL LM			
ON REQUEST			
103 W CRI>90			
2700 K - 15800 NOMINAL LM			
DIMMABLE			
1-10V			




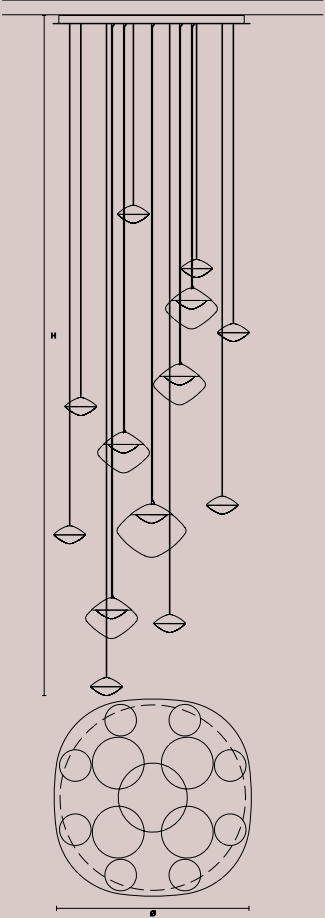
ANTESIA C13 CB 160 (10X16-2X26-1X35)		CE	EN
w	160 cm / 63,00"		
Ø	40 cm / 15,70"		
H MAX	300 cm / 118,10"		
STANDARD INTEGRATED LED LIGHTING			
133,9 W CRI>90			
3000 K - 21645 NOMINAL LM			
ON REQUEST			
133,9 W CRI>90			
2700 K - 20540 NOMINAL LM			
DIMMABLE			
1-10V			




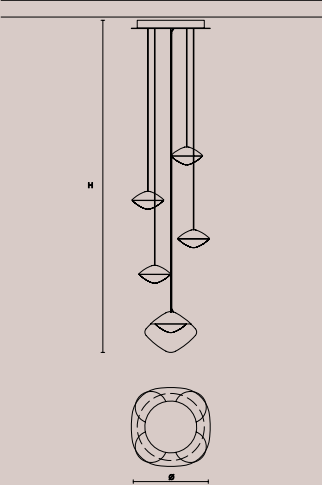
ANTESIA C3 PB 30 (3X16)		
Ø	30 cm / 11,80"	
H MAX	300 cm / 118,10"	
STANDARD INTEGRATED LED LIGHTING		
30,9 W CRI>90 3000 K - 4995 NOMINAL LM		
ON REQUEST		
30,9 W CRI>90 2700 K - 4740 NOMINAL LM		
DIMMABLE		
0-10V		




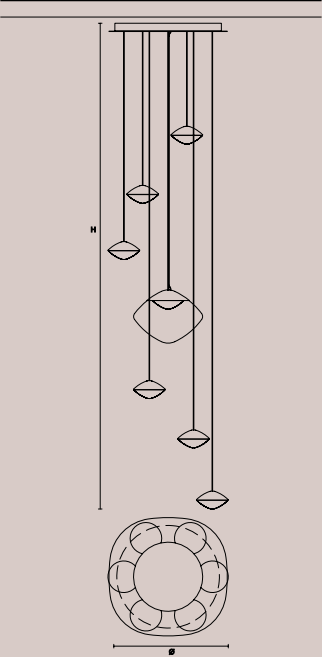
ANTESIA C13 PB 100 (8X16-4X26-1X35)		
Ø	100 cm / 39,40"	
H MAX	300 cm / 118,10"	
STANDARD INTEGRATED LED LIGHTING		
133,9 W CRI>90 3000 K - 21645 NOMINAL LM		
ON REQUEST		
133,9W CRI>90 2700 K - 20540 NOMINAL LM		
DIMMABLE		
0-10V		




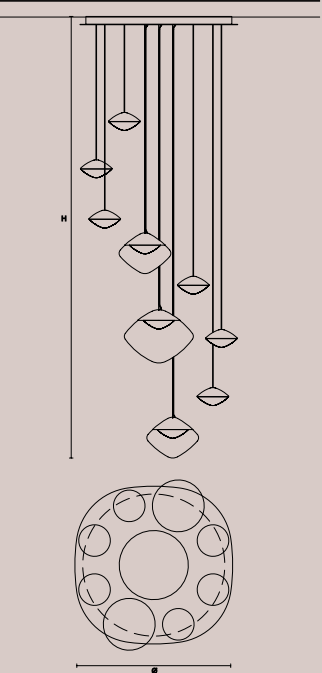
ANTESIA C5 PB 40 (4X16-1X26)		
Ø	40 cm / 15,70"	
H MAX	300 cm / 118,10"	
STANDARD INTEGRATED LED LIGHTING		
51,5 W CRI>90 3000 K - 8325 NOMINAL LM		
ON REQUEST		
51,5W CRI>90 2700 K - 7900 NOMINAL LM		
DIMMABLE		
0-10V		




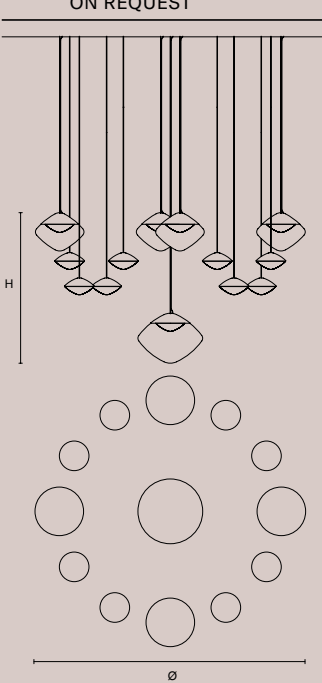
ANTESIA C7 PB 60 (6X16-1X35)		
Ø	60 cm / 23,60"	
H MAX	300 cm / 118,10"	
STANDARD INTEGRATED LED LIGHTING		
72,1 W CRI>90 3000 K - 11655 NOMINAL LM		
ON REQUEST		
72,1 W CRI>90 2700 K - 11060 NOMINAL LM		
DIMMABLE		
0-10V		




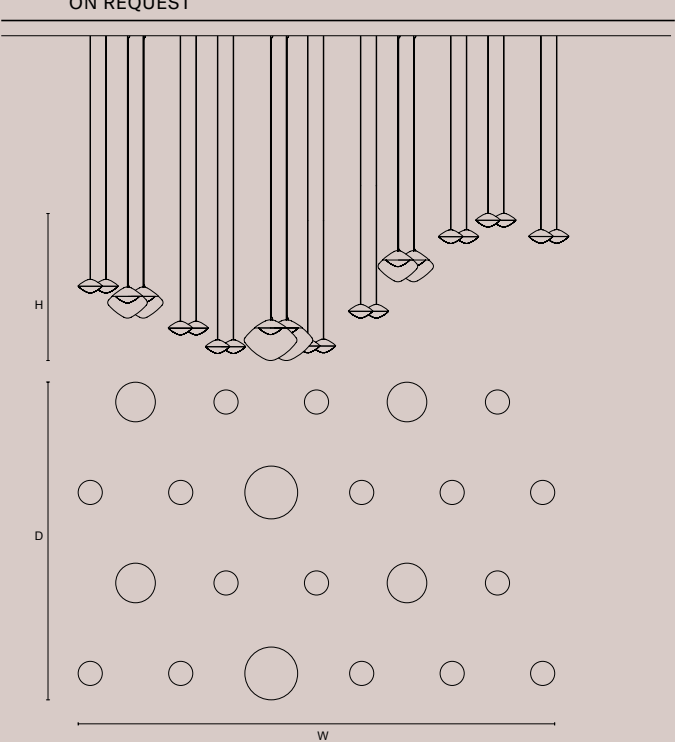
ANTESIA C9 PB 80 (6X16-2X26-1X35)		
Ø	80 cm / 31,50"	
H MAX	300 cm / 118,10"	
STANDARD INTEGRATED LED LIGHTING		
92,7 W CRI>90 3000 K - 14985 NOMINAL LM		
ON REQUEST		
92,7 W CRI>90 2700 K - 14220 NOMINAL LM		
DIMMABLE		
0-10V		




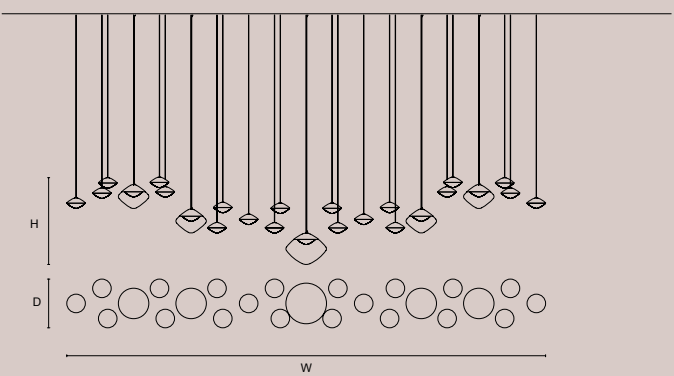
ANTESIA CLUSTER 13 (8X16-4X26-1X35)		
Ø	146,5 cm / 57,70"	
H	81,5 cm / 32,10"	
STANDARD INTEGRATED LED LIGHTING		
133,9 W CRI>90 3000 K - 21645 NOMINAL LM		
ON REQUEST		
133,9 W CRI>90 2700 K - 20540 NOMINAL LM		
DIMMABLE		
ON REQUEST		



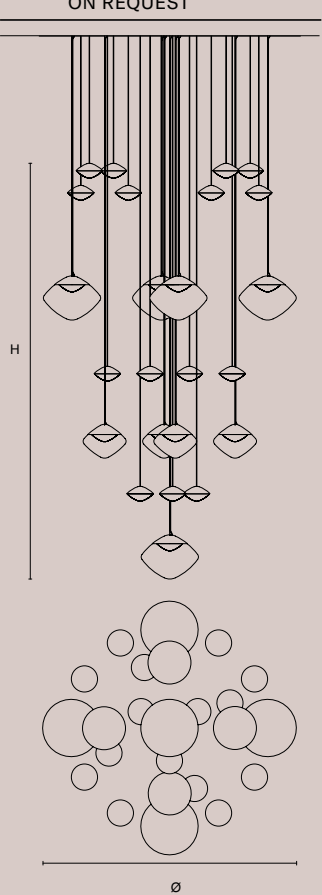
ANTESIA CLUSTER 22 (16X16-4X26-2X35)		
W	316 cm / 124,40"	
D	210 cm / 82,70"	
H	97,5 cm / 38,40"	
STANDARD INTEGRATED LED LIGHTING		
226,6 W CRI>90 3000 K - 36630 NOMINAL LM		
ON REQUEST		
226,6 W CRI>90 2700 K - 34760 NOMINAL LM		
DIMMABLE		
ON REQUEST		



ANTESIA CLUSTER 25 (20X16-4X26-1X35)		
W	413 cm / 162,60"	
D	42 cm / 16,50"	
H	75 cm / 29,50"	
STANDARD INTEGRATED LED LIGHTING		
257,5 W CRI>90 3000 K - 41625 NOMINAL LM		
ON REQUEST		
257,5 W CRI>90 2700 K - 39500 NOMINAL LM		
DIMMABLE		
ON REQUEST		



ANTESIA CLUSTER 24 (15X16-4X26-5X35)		
Ø	155 cm / 61,00"	
H	254 cm / 100,00"	
STANDARD INTEGRATED LED LIGHTING		
247,2 W CRI>90 3000 K - 39960 NOMINAL LM		
ON REQUEST		
247,2 W CRI>90 2700 K - 37920 NOMINAL LM		
DIMMABLE		
ON REQUEST		



ANTESIA CLUSTER 54
 (36X16-12X26-6X35)



W	530 cm / 124,40"
D	335 cm / 82,70"
H	160 cm / 38,40"

STANDARD INTEGRATED LED LIGHTING

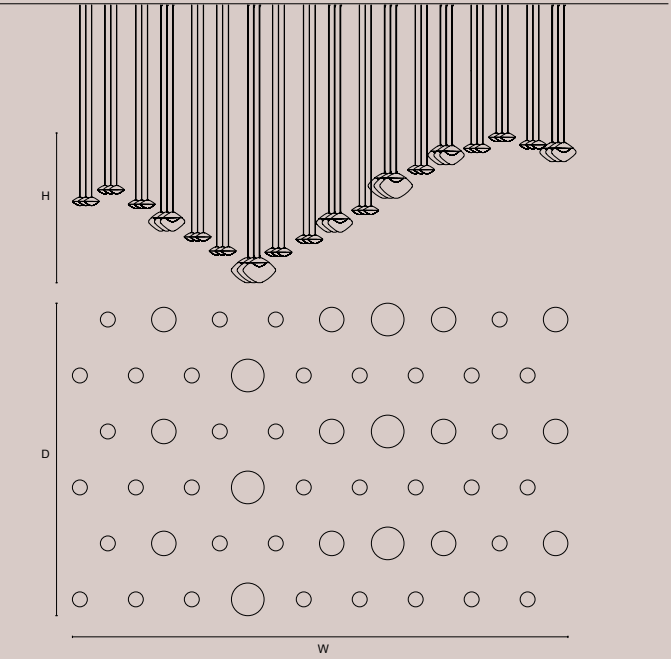
556,2 W CRI>90
3000 K - 89910 NOMINAL LM

ON REQUEST

556,2 W CRI>90
2700 K - 85320NOMINAL LM

DIMMABLE

ON REQUEST



ANTESIA CLUSTER 80
 (32X16-32X26-16X35)



ø	335 cm / 82,70"
H	250 cm / 98,40"

STANDARD INTEGRATED LED LIGHTING


824 W CRI>90
3000 K - 133200 NOMINAL LM

ON REQUEST

824 W CRI>90
2700 K - 126400NOMINAL LM

DIMMABLE

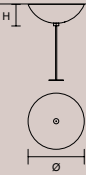
ON REQUEST



SINGLE CANOPIES

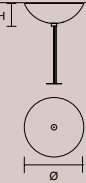
SINGLE CANOPY

	SIZE	FINISHINGS	CANOPY FINISHING	PRODUCT NAME
ø	14 cm / 5.50"	G09	V90	ANTESIA S16
H	5,5 cm / 2.20"			



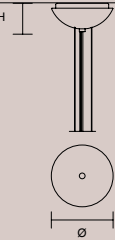
SINGLE CANOPY

	SIZE	FINISHINGS	CANOPY FINISHING	PRODUCT NAME
ø	14 cm / 5.50"	G09	V90	ANTESIA S26 -S35
H	5,5 cm / 2.20"			



SINGLE CANOPY

	SIZE	FINISHINGS	CANOPY FINISHING	PRODUCT NAME
ø	14 cm / 5.50"	G09	V90	ANTESIA S48
H	6 cm / 2.40"			



Technical info

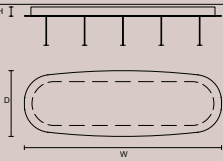
ANTESIA
NA-AR
SERICA
SERICA DOT



Multiple canopies

COBBLE CANOPY

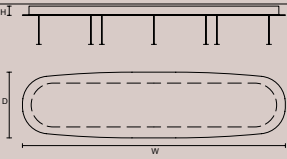




CANOPY CB 90



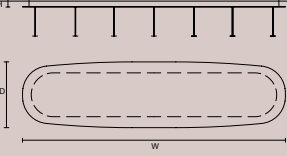
SIZE		DESCRIPTION	SYSTEM
W	90 cm / 35.40"	COBBLE CANOPY FOR UP TO 5 SUSPENSION	Cluster
D	30 cm / 11.80"		
H	4.2 cm / 1.65"		
FINISHINGS			
			
V98	V91		



CANOPY CB 120



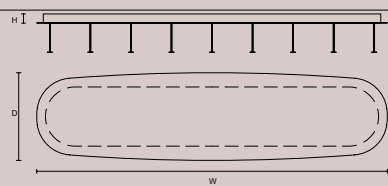
SIZE		DESCRIPTION	SYSTEM
W	120 cm / 47.20"	COBBLE CANOPY FOR UP TO 7 SUSPENSION	Cluster
D	30 cm / 11.80"		
H	4.2 cm / 1.65"		
FINISHINGS			
			
V98	V91		

CANOPY CB 120




SIZE		DESCRIPTION	SYSTEM
W	120 cm / 47.20"	COBBLE CANOPY FOR UP TO 10 SUSPENSION	Cluster
D	30 cm / 11.80"		
H	4.2 cm / 1.65"		
FINISHINGS			
			
V98	V91		

CANOPY CB 160

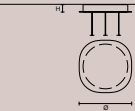


SIZE		DESCRIPTION	SYSTEM
W	160 cm / 63.00"	COBBLE CANOPY FOR UP TO 13 SUSPENSION	Cluster
D	40 cm / 15.70"		
H	4.2 cm / 1.65"		
FINISHINGS			
<div><div></div><div></div></div>			
V98	V91		

PEBBLE CANOPY

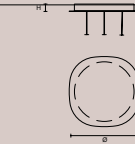


CANOPY PB 30



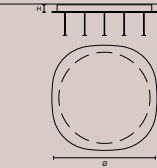
SIZE		DESCRIPTION	SYSTEM
Ø	30 cm / 11.80"	PEBBLE CANOPY FOR UP TO 3 SUSPENSION	Cluster
H	4.2 cm / 1.65"		
FINISHINGS			
<div><div></div><div></div></div>			
V98	V91		

CANOPY PB 40



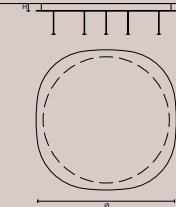
SIZE		DESCRIPTION	SYSTEM
Ø	40 cm / 15.70"	PEBBLE CANOPY FOR UP TO 5 SUSPENSION	Cluster
H	4.2 cm / 1.65"		
FINISHINGS			
<div><div></div><div></div></div>			
V98	V91		


CANOPY PB 60



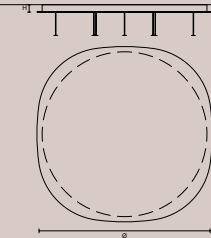
SIZE		DESCRIPTION	SYSTEM
Ø	60 cm / 23.60"	PEBBLE CANOPY FOR UP TO 7 SUSPENSION	Cluster
H	4.2 cm / 1.65"		
FINISHINGS			
<div><div></div><div></div></div>			
V98	V91		

CANOPY PB 80



SIZE		DESCRIPTION	SYSTEM
Ø	80 cm / 31.50"	PEBBLE CANOPY FOR UP TO 9 SUSPENSION	Cluster
H	4.2 cm / 1.65"		
FINISHINGS			
			
V98	V91		

CANOPY PB 100




SIZE		DESCRIPTION	SYSTEM
Ø	100 cm / 39.40"	PEBBLE CANOPY FOR UP TO 13 SUSPENSION	Cluster
H	4.2 cm / 1.65"		
FINISHINGS			
<div><div></div><div></div></div>			
V98	V91		

Finishings

VERNICIATURA OPACA MATT PAINTED



v9T Nero profondo
Deep black



vt1 Sabbia di Marte*
Mars Dust

* AVAILABLE ONLY FOR NA-AR



vt2 Oro tenue*
Pale gold

* AVAILABLE ONLY FOR NA-AR

Verificare la disponibilità di ciascuna finitura per specifici articoli.
Availability of each finish to be confirmed for specific items.

Finishings

BAGNO GALVANICO GALVANIC BATH



g26 Oro spazzolato
Brushed pure gold



g27 Nickel scuro spazzolato
Brushed dark nickel



g29 Rame spazzolato
Brushed copper



g30 Champagne spazzolato
Brushed champagne



g31 Oro bronzato spazzolato
Brushed golden bronze




g09 Oro bronzato
Golden bronze



g32 Champagne lucido
Shiny champagne




g25 Rame dorato
Golden copper



g23 Nickel scuro
Dark nickel



g03 Oro lucido
Shiny gold



g04 Cromo lucido
Shiny chrome

Verificare la disponibilità di ciascuna finitura per specifici articoli.
Availability of each finish to be confirmed for specific items.

General informations

CE

Attesta la conformità del prodotto alle disposizioni delle Direttive comunitarie.

It certifies the conformity of the products to the European Commuinity provisions.

Konformität des Produktes mit den Richtlinien der europäischen Gemeinschaft.

Certifica la conformidad del producto según las disposiciones de las directivas comunitarias.

Il atteste la conformité du produit aux dispositions des directives communitaires.

Настоящим подтверждается соответствие продукции положениям директив ЕС.

CE 标记是指产品的制造商证明该产品符合适用的EC指令的所有基本要求.

يُشهد بمطابقة المنتج لأحكام توجيهات الاتحاد الأوروبي.

ETL

Il logo “ETL” si riferisce agli articoli che possono essere modificati con componenti certificati ETL. W'elenco degli articoli ETL si riferisce a prodotti testati e valutati in base agli standard di sicurezza del mercato statunitense. Per il mercato USA fare riferimento al listino dedicato.

“ETL” logos refers to articles which can be modified with ETL-compliance components. The “ETL” listing articles stands for tested and evaluated product to recognised US safety standards. For the US market, refer to the relevant price list.

Das ”ETL”-Logo bezieht sich auf Artikel, die mit ETL-zertifizierten Komponenten modifiziert werden können. Die Liste der ETL-Artikel bezieht sich auf Produkte, die nach den Sicherheitsstandards des US-Marktes getestet und bewertet wurden. Für den US-Markt beachten Sie bitte die entsprechende Preisliste.

El logo “ETL” indica los artículos, que pueden modificarse con componentes certificados ETL. La lista de los artículos ETL se refiere a los productos sometidos a prueba y evaluados en función de los estándares de seguridad del mercado estadounidense. Consultar la lista de precios específica para el mercado de los Estados Unidos.

“ETL” logo se réfère aux articles qui peuvent être modifiées par des composants certifiés ETL. la liste des articles ETL se réfère à des produits testés et évalués selon les normes de sécurité du marché américain. Pour le marché américain se référer à la liste des prix.

логотип «ETL» относится к элементам, которые могут быть модифицированы помощью сертифицированных ETL компонентов. список элементов eTL относится к продукции, протестированной и оцененной в соответствии с признанными стандартами безопасности США. для потребителей Находящихся в США см. соответствующий прайс-лист.

“ETL” 徽标是指可以使用ETL认证的组件进行修改的项目。 ETL项目列表是指根据美国市场的安全标准进行测试和评估的产品。 对于美国市场, 请参考美国市场价格表。

يشير شعار "ETL" إلى المنتجات

التي يمكن تعديلها باستخدام مكونات

مُعتمدة من ETL. تشير قائمة

منتجات ETL إلى المنتجات التي تم

اختبارها وتقييمها وفقًا لمعايير

السلامة في السوق الأمريكي.

بالنسبة لسوق الولايات المتحدة

الأمريكية، يُرجى الرجوع إلى

قائمة الأسعار المُخصصة.

Im

Flusso luminoso nominale. W'indicazione si riferisce al valore in assenza di rifrazione, come dichiarato dal produttore del componente.

Nominal luminous flux. It refers to the value without any refraction, as declared by the component manufacturer.

Die Masseinheit für den Lichtstrom. Die Angabe bezieht sich auf den Wert in der Abwesenheit von Brechung, wie vom Hersteller der Komponente angegeben.

Flujo luminoso nominal. La indicación se refiere al valor sin refracción, como declarado por el fabricante del componente.

W'unité SI de flux lumineux. W'indication corresponds à la valeur en w'absence de réfraction, comme indiqué par le fabricant du composant.

Номинальный световой поток. указание относится к значению в отсутствие рефракции, как заявлено производителем компонента.

标称光通量。指示是指组件制造商声明的没有折射的值。

التدفق الضوئي الاسمي.يشير المؤشر

إلى القيمة في حالة عدم وجود انكسار

للضوء، كما هو مُعلن من قبل الشركة

المصنعة للعنصر.

MASIERO

Masiero si riserva il diritto di apportare ai propri articoli, senza nessun preavviso, qualsiasi modifica ritenesse opportuna.

Masiero reserves the right to introduce any changes to its own products, without notice in advance.

Masiero behalt sich das Recht vor änderungen vorzunehmen, ohne sofortige Benachrichtigung.

Masiero se reserva el derecho de aportar modificaciones consideradas oportunas a sus artículos sin preaviso.

Masiero se réserve le droit d'apporter une quelconque modification à les modèles sans préavis.

компания Masiero оставляет за собой право без предварительного уведомления, если это будет сочтено целесообразным, вносить в собственные модели любые изменения.

Masiero保留对其认为适当的任何更改的权利, 恕不另行通知。

"Masiero" تحتفظ شركة مازيرو

بالحق في إجراء أي تعديلات تراها

مناسبة على منتجاتها، دون إشعار

مسبق.

ART DIRECTION, DESIGN
Designwork

LAYOUT
Masiero

PHOTO, REPRO
Nudesign | Matteo Bruger Studio

PRINT
Italy, April 2026
by Grafiche Antiga

Masiero srl

via Peschiere, 53
31032 Casale sul Sile
Treviso, Italy
T +39 0422 7861
F +39 0422 786250

info@masierogroup.com
masierogroup.com

Masiero USA LTD

100 Park Avenue
Suite 1600
New York, NY 10017
T +1 212 4666754

sales@masiero-usa.com
masiero-usa.com

Masiero Shanghai Trading Co., Ltd

2nd Floor, n. 979 Yunhan Road
Ligang New Area
Shanghai, China
91310000MACC5XK63U

sales@masiero-group.cn
masiero-group.cn

